

GOVERNMENT COLLEGE ROPAR

(Affiliated To Punjabi University, Patiala)



Criterion 6

(Governance, Leadership and Management)

Metric 6.2.2

SCREEN SHOTS OF USER INTERFACES

	E-Governance	Links
1.	College Main Website: Desktop View	1-2
2.	Integrated Human Resource Management System(iHRMS)	3-4
3.	Punjabi University Patiala Portal	5-6
4.	Punjab Admission Portal	7-8
5.	Integrated Financial Management System(IFMS)	9-10
6.	Government e Marketplace (GeM)	11-12
7.	Moodle - Learning Management System	13-15

College Main Website: Desktop View

www.govtcollegeropar.org



Government College Ropar Admission Portal

www.gcropar.ac.in

Government College Ropar
College Road, Ropar-140001 Affiliated to: Punjabi University, Patiala
E-mail: principal.gc.ropar@gmail.com, enquiry@gcropar.ac.in
Tel: 01881-222263, Fax: 01881-222263

Apply Online Applicant List

Home Prospectus Courses Admission Procedure Teacher Section Student Section

Admission Counselling

Registration Summary Admissions Summary Counselling Rank Lists

Pending / Deposited Fee Payment Status Approve/Cancel Challan

Search Applicant Base Class Correction Shift Admission Category

View Roll No by Class View Roll No by Class - Subject View Roll No by Class - Subject - Section

Subject Change Student Subjects Subject Sheet (BA)

All Data (Excel)

Student Fee Details

Category Code	Challans Generated (Excl. Cancelled)	Challans Deposited (Excl. Seat Surrender)
BC	0	0
BRDR	0	0
DEF	0	0
ESM	0	0
EWSO	0	0
FF	0	0
GN	0	0
MIGR	0	0
MINR	0	0

ERP stands for Enterprise Resource Planning. It refers to a type of software system that organizations use to manage and integrate various aspects of their business processes and operations. The goal of an our ERP system is to streamline and optimize processes across different departments and functions within finance, human resources, supply chain management, student relationship management etc. We do admission through this portal and all data required for student is attached here.

Integrated Human Resource Management System (iHRMS) Punjab

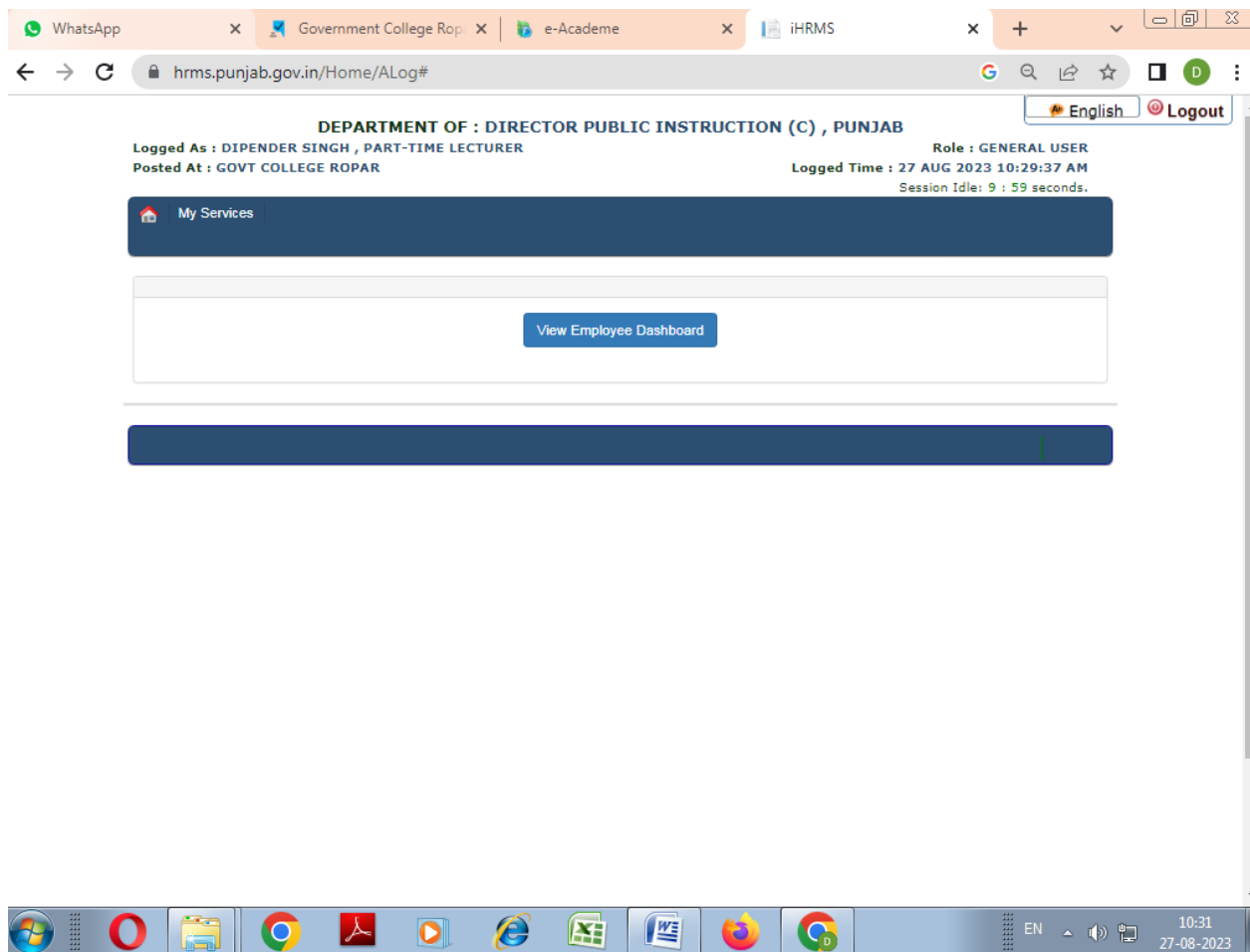
iHRMS Home Page
www.hrms.punjab.gov.in

1 . For Technical Support call: 0172-2663812,01

Category	Count
Administrative Departments	56
Departments Organizations	225
Registered Offices	41458
Registered Employees	483750
Current Employees	363737
Total Visitors	139126354

iHRMS Logged in

iHRMS is Integrated Human Resource Management System. It's a software solution that combines various HR functions and processes into a single integrated platform. iHRMS is designed to streamline and automate HR tasks, enhance efficiency, and improve the overall management of an organization's workforce. Whole salary related issue, all type of leave issue of faculty are solved by this portal.



Punjabi university Patiala Website Home Page

www.punjabiuniversity.ac.in

WhatsApp x Punjabi University, Patiala x Punjabi University Exam x Punjabi University, Patiala x

Not secure | punjabiuniversity.ac.in/index.aspx

ਮੁੱਖ ਸਮੱਗਰੀ 'ਤੇ ਜਾਓ ਡਾਲ ਕਰਨ ਲਈ ਜਾਓ ਲਿਖਤ ਦਾ ਆਕਾਰ: ਅ ਅ ਅ English

ਪੰਜਾਬੀ ਯੂਨੀਵਰਸਿਟੀ, ਪਟਿਆਲਾ
PUNJABI UNIVERSITY, PATIALA
(Established Under Punjab Act No.35 of 1961)

ਦਾਖਲੇ 2023-24 ਐਨ.ਆਈ.ਆਰ.ਐਫ਼ ਆਨਲਾਈਨ ਫੀਸ ਭੁਗਤਾਨ
ਫ਼ਰਜ਼ੀ ਵੈੱਬਸਾਈਟਾਂ ਬਾਰੇ

ਮੁੱਖ ਪੰਨਾ ਅਕਾਦਮਿਕ ਪ੍ਰਸ਼ਾਸਨ ਖੋਜ ਪ੍ਰੀਖਿਆਵਾਂ ਕਾਲਜ ਵਿਦਿਆਰਥੀ ਵਰਗ ਮਹੱਤਵਪੂਰਣ ਤੰਦ Q ਖੋਜੋ

10:12
27-08-2023

Punjabi University, located in Patiala, Punjab, India, is a renowned institution that focuses on higher education and research in the field of Punjabi language, literature, culture, and related subjects. It was established on April 30, 1962, under the Punjab Act No. 35 of 1961. The university's primary goal is to promote Punjabi language, literature, and culture, but it also offers courses in various other disciplines, including arts, science, social sciences, and technology. Punjabi University has played a significant role in the preservation and promotion of Punjabi culture and heritage. Our college is affiliated to this university.

Punjabi University Patiala Examination Portal

Logged In

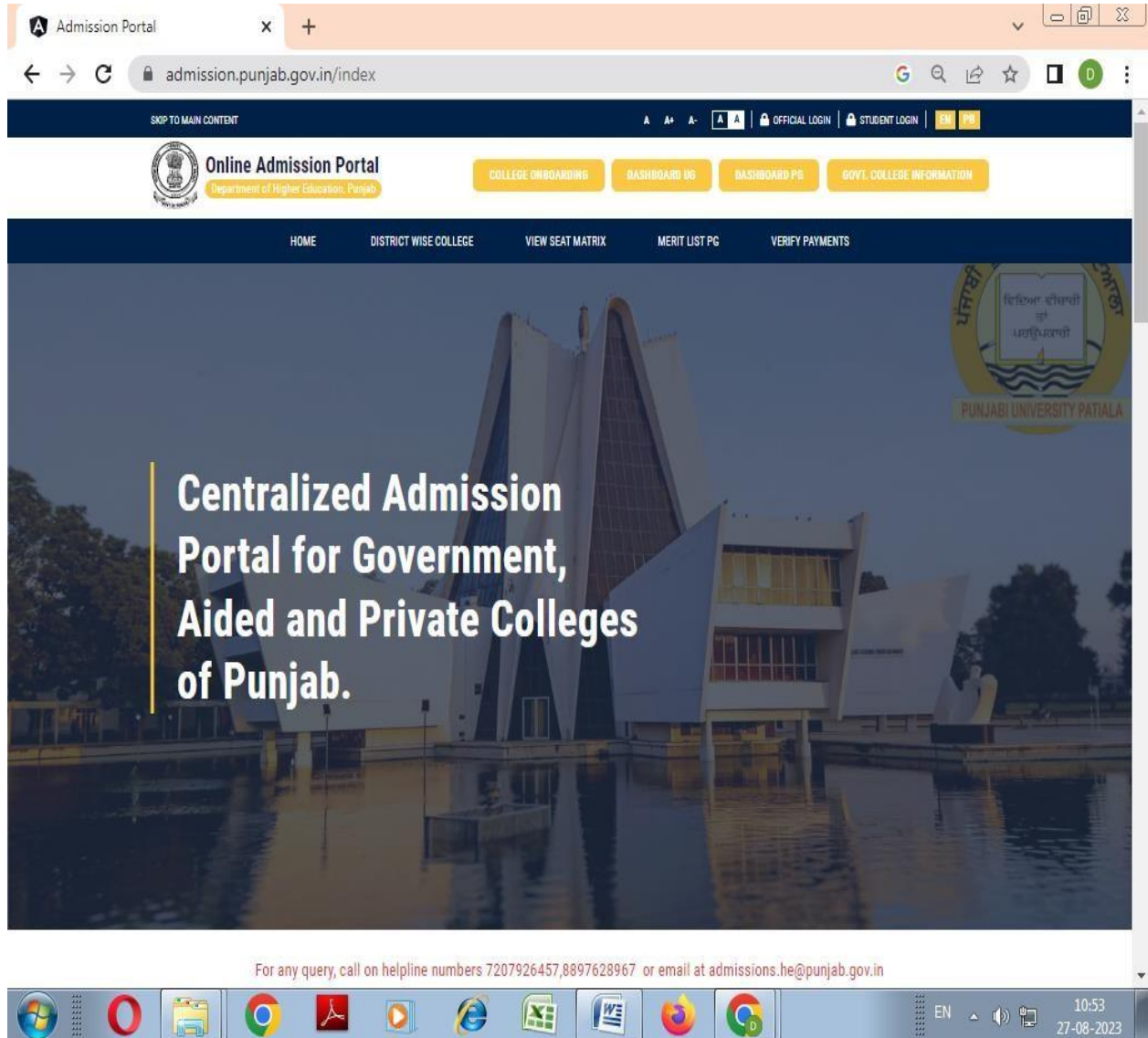
www.pupexamination.ac.in

The screenshot displays the Punjabi University Patiala Examination Portal. The browser's address bar shows the URL gs.pupexamination.ac.in/cmmainimport.aspx. The page header features the university's logo and name in both Gurmukhi and English: **ਪੰਜਾਬੀ ਯੂਨੀਵਰਸਿਟੀ, ਪਟਿਆਲਾ** and **PUNJABI UNIVERSITY, PATIALA**, with a note that it was established under Punjab Act No. 55 of 1961. A navigation menu includes links for Examination (Dec 2023), Home, Fee (Step-I), Subject (Step-II), Summary, New Students, Disputed Student, Edit, Change Pwd, and Logout. The main content area is titled "Govt. College Ropar" and contains a red instruction box: "Select Exam Course, Semester, Month and Year to see the students Information." Below this is a form with four dropdown menus: Course (B.A (Regular)), Semester /Annual (1), Session (Exam Month) (May), and Session (Exam Year) (2019). At the bottom of the form are three buttons: "Submit", "Add New Student", and "Add New Student (Deficent)". The Windows taskbar at the bottom shows the system time as 10:10 on 27-08-2023.

Punjab Admission Portal

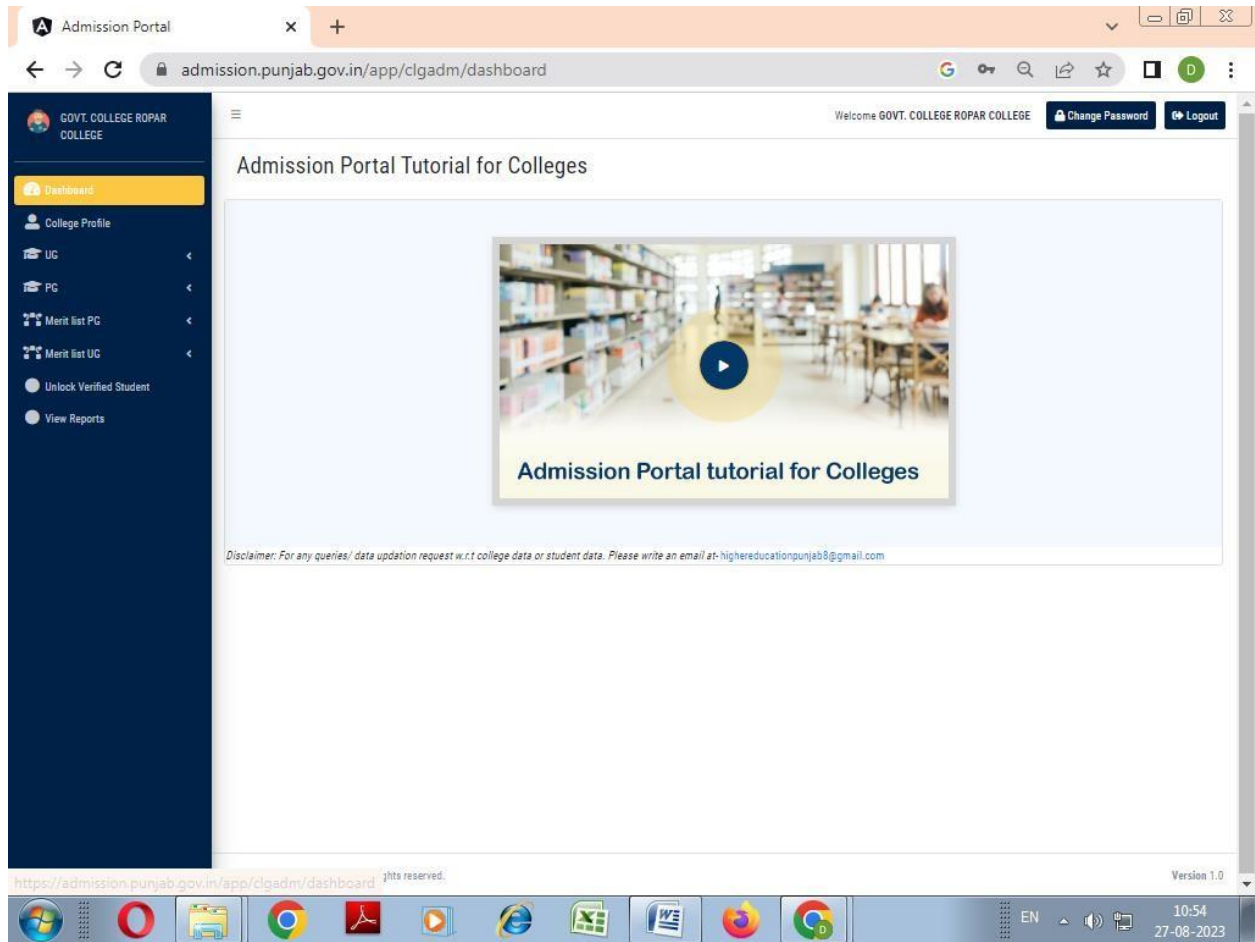
Home Page

www.admission.punjab.gov.in



The screenshot displays the Punjab Admission Portal's home page. At the top, the browser address bar shows the URL admission.punjab.gov.in/index. The page header includes a navigation menu with options like 'COLLEGE ONBOARDING', 'DASHBOARD DG', 'DASHBOARD PE', and 'GOVT. COLLEGE INFORMATION'. Below this, a secondary menu features 'HOME', 'DISTRICT WISE COLLEGE', 'VIEW SEAT MATRIX', 'MERIT LIST PG', and 'VERIFY PAYMENTS'. The main content area features a large banner image of a modern building with a central tower, reflecting in a pool of water. Overlaid on this image is the text: 'Centralized Admission Portal for Government, Aided and Private Colleges of Punjab.' To the right of the banner is the logo of Punjabi University Patiala. At the bottom of the banner, contact information is provided: 'For any query, call on helpline numbers 7207926457, 8897628967 or email at admissions.he@punjab.gov.in'. The Windows taskbar at the bottom shows the system tray with the date '27-08-2023' and time '10:53', along with various application icons.

Logged in Page



The Punjab Admission Portal serves as a centralized solution for student admissions in colleges across the Punjab region, encompassing both undergraduate and postgraduate programs. This streamlined platform offers a user-friendly interface for students to explore courses, submit applications, and track admission statuses. Notably, Government College Ropar is among the institutions benefiting from this system, utilizing the portal for seamless admissions. By unifying the admission process, the portal enhances transparency and accessibility, making higher education pursuits more efficient for aspiring students.

Integrated Financial Management System (IFMS) Home Page

www.ifms1.punjab.gov.in

The screenshot displays the login page for the eTreasury @ IFMS Punjab system. The browser's address bar shows the URL ifms1.punjab.gov.in/etreasury/login. The page features a blue header with the text "eTreasury @ IFMS Punjab" and a description: "This module facilitates DDOs for creation of bills and Treasuries for passing of bills and payments thereafter. It also facilitates management of Stamps, PLA and EMD accounts at various Treasuries." Below the text is an illustration of a laptop displaying a dashboard with various charts and graphs. To the right, the "Login To Your Account" section includes input fields for "User Name", "Password *", and "Captcha *". The captcha image shows the alphanumeric string "m3DTmD". Below the input fields are two blue buttons: "LOGIN" and "Forgot Password". The Windows taskbar at the bottom shows the system tray with the date and time set to 11:06 on 27-08-2023.

IFMS logged in page

The screenshot shows the IFMS dashboard with a 'Budget Grant' table. The table contains the following data:

Demand	Major Head	Sub Major Head	Minor Head	Sub Head	Detail Head	SOE	Budget Allocated	DDO Expenditure
05	2202	03	103	01	00	01 - Salaries	40181000	18653578
05	2202	03	103	01	00	93 - Electricity Charges	500000	254740
05	2202	03	103	28	99	21 - Supplies And Materials	439000	0
11	2235	60	200	03	00	91 - Medical Reimbursement	85432	71457
05	2202	03	103	01	00	91 - Medical Reimbursement	31178	31178
05	2202	03	103	01	00	92 - Telephones	4000	1525
05	2202	03	103	01	00	94 - Water Charges	0	0
05	2202	03	103	01	00	98 - Computerization	0	0
05	2202	03	103	28	99	20 - Other Administrative Expenses	0	0
05	2202	03	103	01	00	01 - Salaries	0	0
05	2202	03	103	01	00	11 - Domestic Travel Expenses	0	0

The term Integrated Financial Management System (IFMS) refers to a comprehensive software solution designed to manage an organization's financial operations in an integrated and efficient manner. IFMS aims to streamline various financial processes, improve transparency, enhance accountability, and provide accurate financial information for decision-making. It's commonly used by governments, public institutions, and large organizations to manage their financial activities. Faculty salary is sent to Treasury concerned and to finance department through this portal.

Government e Marketplace (GeM)

GeM Portal Home page

The screenshot displays the GeM Portal Home page in a web browser. The browser's address bar shows the URL `sso.gem.gov.in/ARXSSO/oauth/doLogin`. The page features a dark navigation bar with the GeM logo, contact information (1800-419-3436), and links for Bids, Forward Auction, and Sign Up. Below the navigation bar, there are links for 'Register as Buyer' and 'Register as Seller'. A large banner area contains a 'Need help with your Login?' section with a 'Raise a Ticket' button and contact details for the helpdesk. A login form is overlaid on the right side of the banner, titled 'Login in to Government e Marketplace | GeM'. The form includes a 'GeM User Id' field, a captcha field with the characters '3PSQVW', and a 'Submit' button. Below the banner, there is a horizontal menu with categories: WEB INFO, ABOUT GeM, NEWS & EVENTS, RESOURCES, TRAINING, and NEED HELP?. Each category has a list of links. At the bottom of the page, a Windows taskbar is visible with various application icons and a system tray showing the time as 11:06 on 27-08-2023.

English | Dark Mode | Font Size: A- A A+ | Skip to Main Content | 1800-419-3436 | helpdesk-gem[at]gov[dot]in | Need Help ?

GeM
Government e Marketplace

Bids | Forward Auction | Sign Up

Not Registered with GeM ? Sign up to experience the Marketplace

Register as Buyer | Register as Seller

Need help with your Login?

Raise a Ticket
Agents and experts available on a single platform ready to help you

Contact Us
Email: helpdesk-gem[at]gov[dot]in
Call: 1-1800-419-3436 / 1-1800-102-3436
(9:00 a.m. - 10:00 p.m. Mon to Sat)

Login in to Government e Marketplace | GeM

GeM User Id *

Type the characters in the box below. *

3PSQVW

Password shall be entered on next screen post successful GeM login ID and Captcha validation

Submit

WEB INFO | ABOUT GeM | NEWS & EVENTS | RESOURCES | TRAINING | NEED HELP ?

Terms of Use | Introduction to GeM | Newsroom | GeM Handbook | LMS | FAQs

11:06 27-08-2023

Logged in by College Buyer on GeM Portal

The screenshot shows the GeM portal interface. At the top, the user is logged in as Harjus Kaur Chawla. The navigation menu includes Dashboard, Market, Forward Auction, Vivad se Vishwas, Bids, and View Past Performance. A sidebar menu is open, showing options like Products, Services, Browse All Categories, Browse All Products, Browse All Brands, BOQ Based Bidding, and Enhanced Bunching - Services. The main content area displays a search bar and a list of contracts. A status bar at the bottom indicates 'Status: Order placed (accepted by seller)' for demand number 687709783094. The system tray shows the date and time as 11:08 on 27-08-2023.

The Government e Marketplace (GeM) serves as a nationwide online platform for purchasing products, uniting various government entities across India. Since 2019, Government College Ropar has been utilizing this platform, enabling efficient online procurement. GeM's unified approach enhances purchasing convenience and transparency for government institutions like Government College Ropar.

Moodle - Learning Management System

The screenshot shows the website for Government College Ropar (govtcollegeropar.org). The navigation menu includes 'Our College', 'Admissions', 'Scholarships', 'Facilities', and 'Gallery'. Below the menu are two columns: 'NOTICES & DOWNLOADS' and 'NEWS & EVENTS'. The 'NOTICES & DOWNLOADS' section lists items such as 'Notice for BA SEM-1 students who are not registered on govt portal', 'NCC Registration Notice', 'MA II classes notice', 'Independence Day Notice', 'Independence Day Flag Hoisting', and 'CCC) NIELIT course by GC Ropar'. The 'NEWS & EVENTS' section lists items such as 'Government College Ropar Prof Anu Rani's research work Technique for converting news into sign language published for patent', 'Organized yoga camp under the theme Har Ghar Har Angan Yoga at Government College Ropar', 'Green and energy audit was conducted at Government College Ropar', 'At Government College Ropar, a new venture of fine arts students established 'Creative Hackers Club'', and 'Under the Jal Shakti Abhiyan, a competition was organized for students at Government College Ropar'. A yellow banner at the bottom of the news section reads 'new! On Line Learning ICT initiatives of MHRD and UGC ...'. Below the news section are three main content areas: 'College Principal' with a video of Prof. Jatinder Singh, 'Welcome »' with a '2023 Periodical Inspection' announcement stating 'Received A - Excellent Grade in the Periodical Inspection 2023. Check Here', and a sidebar with 'Timetable 2022', the Moodle logo (highlighted by a blue arrow), 'Anti Corruption Action Line 9501200200', 'IIC-GCR Institution's Innovation Council', and a 'YouTube SUBSCRIBE HERE' button. The Windows taskbar at the bottom shows the system tray with the date 27-08-2023 and time 11:49.

Moodle Log in page

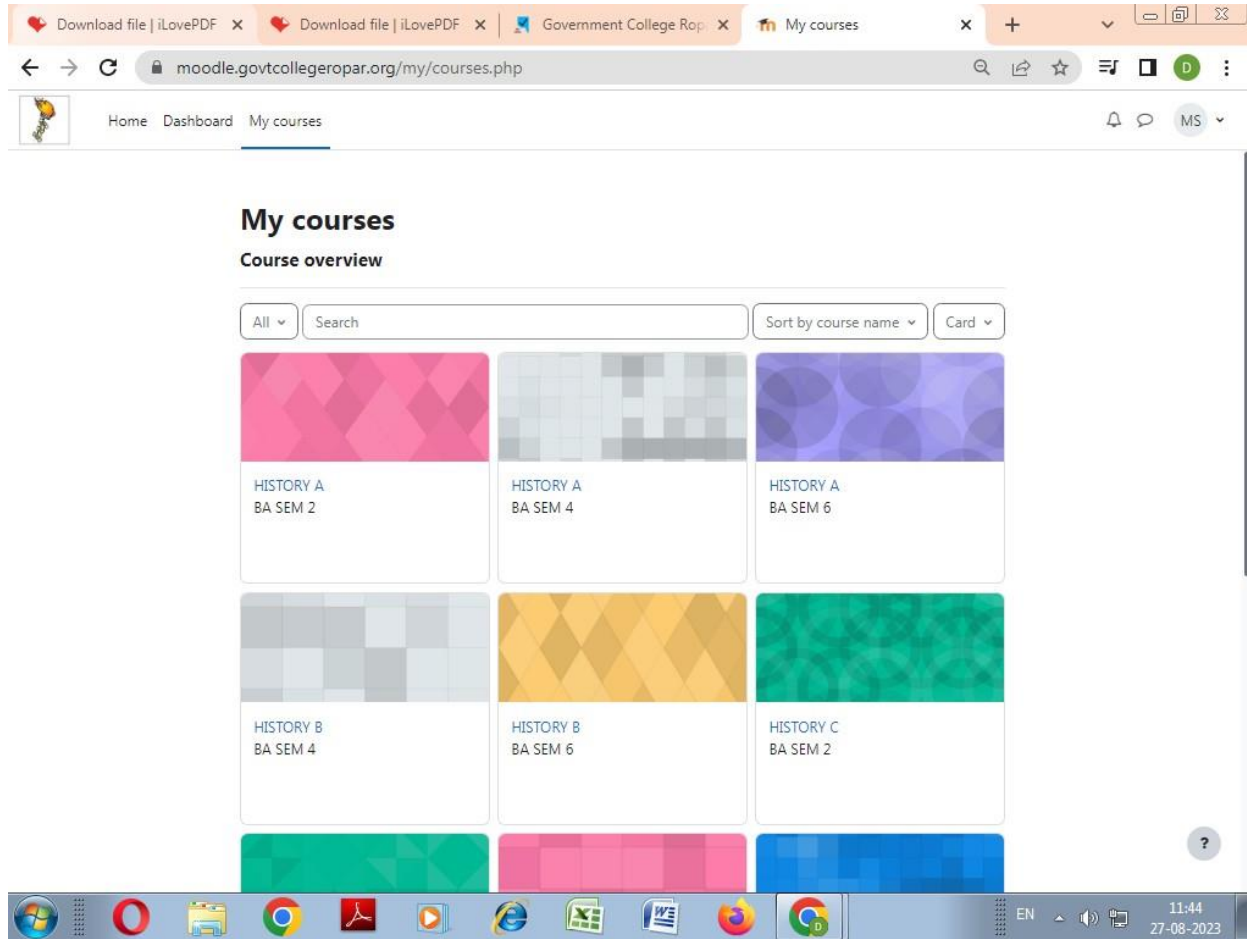
<https://moodle.govtcollegeropar.org>

The screenshot displays the Moodle login interface for Government College, Ropar. At the top, the browser's address bar shows the URL `moodle.govtcollegeropar.org/login/index.php`. The main content area features a white login box with the following elements:

- Header:** Government College, Ropar (Estd. 1945) with a NAAC Accredited A logo and the name in Gurmukhi script: ਸਰਕਾਰੀ ਕਾਲਜ ਰੋਪੜ.
- Username Field:** Contains the text "manjinder".
- Password Field:** Labeled "Password".
- Log in Button:** A blue button labeled "Log in".
- Lost password?** A link below the password field.
- Guest Access Section:** Titled "Some courses may allow guest access", containing a "Log in as a guest" button.
- Footer:** A "Cookies notice" button.

The Windows taskbar at the bottom shows the system tray with the date and time: 11:44, 27-08-2023.

Moodle Logged in



Moodle, a learning management system, serves as an invaluable resource for Government College Ropar students. Through this portal, students gain access to a wealth of educational benefits, while teachers consistently enhance the learning experience by sharing their personalized materials and updates. This dynamic exchange fosters an enriched and engaging educational environment.

Note:-

Out of these seven indexed screenshots, two are paid and five are free websites. Total Campus Solution – ERP – Desktop View, Moodle - Open-source learning platform are paid and Integrated Human Resource Management System (iHRMS),Punjabi University Patiala Portal, Punjab Admission Portal, Integrated Financial Management System(IFMS),Government e Marketplace (GeM) are free as college is government institution